



INSTRUCTIONS & WARRANTY

Clubmaster Regatta

BRISTON 

INTRODUCTION

Congratulations for the acquisition of your BRISTON watch, and thank you for your confidence.

The CLUBMASTER REGATTA is the first BRISTON watch equipped with a regatta function. The counter located at 9 o'clock allows you to follow the different periods at the start of a regatta.

The CLUBMASTER REGATTA is also the ideal toolwatch for measuring the average speed of a boat, thanks to the nautical tachymetric scale on the inner ring of the watch.

We invite you to consult the instructions for use and wish you much pleasure with your BRISTON watch.

INSTRUCTIONS

The BRISTON watch must be serviced regularly to ensure that it runs smoothly.

Service intervals vary according to the model, the climate and the care given to the watch by its owner.

As a general rule, we recommend that you follow the steps below to keep your watch in perfect condition for as long as possible.

> Temperatures: avoid temperatures above 0/100°F; -20/+40°C or extreme environments.

> Avoid prolonged exposure to sunlight, contact with water and steam to prevent deformation or discolouration.

> Avoid contact with alcohol, perfumes, detergents and cosmetics to prevent corrosion.

> Chronograph buttons: do not press any watch or chronograph button underwater to prevent water from entering the mechanism.

> The quartz batteries in our movements have a lifespan of 2 to 3 years, depending on the model and how it is used. For your information, continuous use of the chronograph function drastically reduces the life of the quartz battery.

> Tightening the crown: check that the crown is in the normal position to prevent water from entering the mechanism.

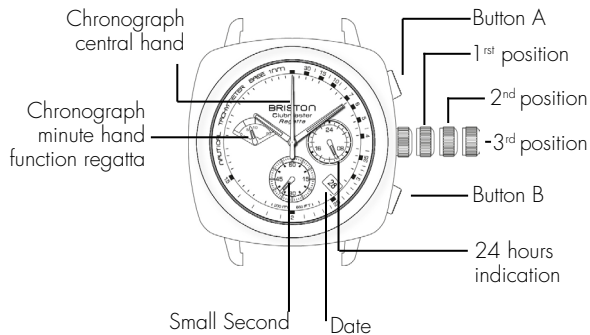
> Check the ATM level of your model so that you know when to use your watch (10 ATM = 100 metres depth - 330 feet).

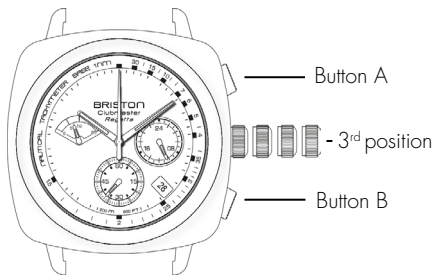
5 ATM / 50 m	10 ATM / 100 m	20 ATM / 200 m 30 ATM / 300 m
		

WATER RESISTANCE

Your BRISTON watch is water-resistant to 20 bars. The water-resistance of your watch can be identified by the 20 ATM symbol engraved on the caseback. This means that your timepiece has been tested at an overpressure of 20 bars corresponding to an immersion depth of around 200 metres (1 bar = ~10 metres).

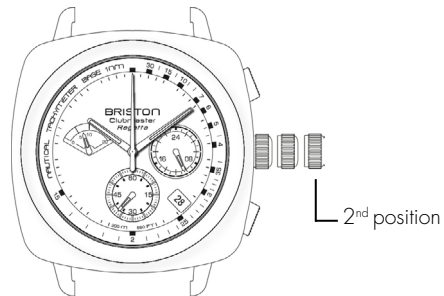
SETTING OF YOUR BRISTON





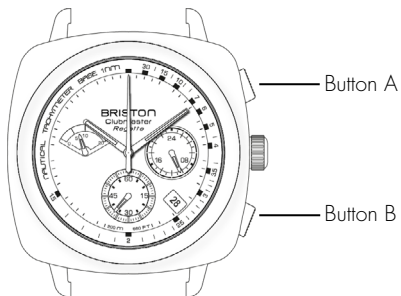
a) Setting the time

1. Unscrew the crown anti-clockwise. The crown will release to reach position 1.
 2. Gently pull the crown out to position 3. The movement is now blocked (stop second). Move the hands clockwise to the desired time.
 3. Push the crown back to position 1 and screw it back into the case by turning it clockwise.
- Check that the AM/PM setting is correct on the 24-hour indication at 3 o'clock.



b) Setting the date

1. Unscrew the crown anti-clockwise to position 1. Gently pull the crown out to position 2.
2. Turn the crown clockwise to set the date. If the date is set between approximately 9 p.m. and 1 a.m., the date may not change the next day.
3. Push the crown back into its normal position and screw it back against the case by turning it clockwise.



c) Using the chronograph

1. Press button A to start and stop the chronograph (stop watch).
2. Press button B to re-set the chronograph (return it to its start position).

The chronograph can measure intervals of up to 20 minutes.
The chronograph stops after 20 minutes.

*Repeat this procedure:



WARRANTY

Thanks to the BRISTON warranty, any BRISTON watch subject to the repair of any manufacturing defect will be repaired free of charge. The warranty certificate must be duly completed, sealed and signed by the authorized BRISTON dealer.

The following events or items are not covered by the BRISTON warranty:

> any damage resulting from inadequate or insufficient care, accident or normal wear and tear;

> the watch dial, mineral glass, case, strap, battery, strap loops or any other accessory sold with the watch or contained in the packaging;

> any claim relating to damage or injury caused directly or indirectly by wearing a BRISTON watch;

> functional failure of the watch due to battery exhaustion;

The Clubmaster Regatta is water-resistant to 200 metres. This water-resistance is guaranteed for two years from the date of purchase, provided that the crystal, bezel, case back, case middle and crown have not been damaged. However, it is essential to have the water-resistance of your watch checked at least once every two years and in any case before a period of intense use, either by an authorised BRISTON watch retailer or by an authorised BRISTON Technical Assistance centre.

Thanks to the BRISTON warranty, any BRISTON watch subject to repair for any manufacturing defect will be repaired free of charge.

All information listed above has been recorded as technical information and is subject to final approval by BRISTON. Any cases not covered by the above list will be dealt with by amendment.

The information contained in this document is the property of BRISTON and may not be reproduced without its permission.

Each BRISTON watch is covered by a 2 YEAR INTERNATIONAL WARRANTY against defects in materials and workmanship. This warranty covers all parts except the battery and other items mentioned above.

We are not responsible for any damage caused by the possession or use of the watch.

If the client fill in digitally the certification & authentication system, the warranty is extended to 3 years.

Indeed, we implemented a new warranty card that we put inside each BRISTON box since last June 2020.

In the event of a watch exchange, BRISTON will do its most to satisfy you & exchange it identically. However, BRISTON cannot guarantee exactly the same print or colour, particularly on the 'tortoiseshell' effects, as cellulose acetate is unique and 'handmade'. If the watch fails due to a material or manufacturing defect, please return it to us. Please enclose the completed warranty card (with shop stamp) and proof of purchase with your watch, clearly indicating the nature of the defect. This limited warranty is void if the defect is due to misuse or abuse of the watch.

Please contact an authorised retailer in the first instance, who will deal with the returns procedure, or contact us by e-mail at: sc@briston-watches.com

www.briston-watches.com

