



INSTRUCTIONS & WARRANTY

Streamliner Urban

BRISTON 

## INTRODUCTION

Congratulations for the acquisition of your BRISTON watch, and thank you for your confidence.

The STREAMLINER URBAN is distinguished by its sporty & chic design with its integrated case, dials with «tapisserie» pattern & vulcanised rubber strap.

The STREAMLINER URBAN chronograph is a new icon of the French brand BRISTON and a complication perfectly adapted to the rhythm of urban life.

We invite you to consult the instructions for use and wish you much pleasure with your BRISTON watch.

## INSTRUCTIONS

BRISTON must be serviced regularly in order for it to work correctly.

The time left between services will vary depending on the model, climate and amount of care you take of your watch.

As a general rule, we recommend that you follow the steps below in order to preserve the condition of your watch as long as possible.

> Temperature: avoid temperatures exceeding 0/100°F; -20/+40°C and extreme conditions.

> Avoid prolonged exposure to sun, water and steam to prevent distortion and colour fading.


> Avoid contact with alcohol, perfume, detergents and cosmetic products to prevent corrosion.

> Chronograph buttons: do not press any watch or chronograph buttons while under water to prevent water from entering the mechanism.

> The service life of our quartz battery ranges from 2 to 3 years depending on the model and depending on the use of the model. For your information, the continuous use of the chronograph function strongly reduces the battery life of the quartz battery.

> Screwing winder: screw the winder carefully to prevent any water entering the mechanism.

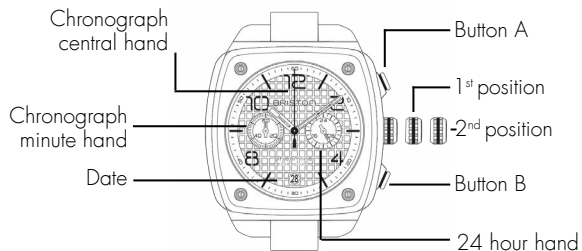
> Check your model's ATM level so that you know how deep you can use it. (10 ATM = 100 meters of depth – 330 feet).

5 ATM / 50 m	10 ATM / 100 m	20 ATM / 200 m 30 ATM / 300 m
		

To remind, your BRISTON watch can only be used in the following conditions: washing hands & shower as well as water sport activities such as surf, swimming, sailing and others water sports.

*DO NOT USE FOR DIVING ACTIVITY.*

## SETTING ON YOUR BRISTON



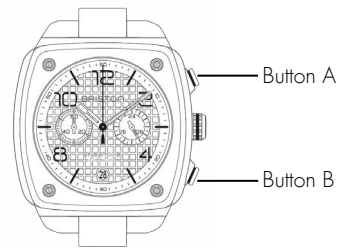
### a) Setting the time

1. Gently pull the winder out (crown) to the 2<sup>nd</sup> position.
2. Turn the winder to set the hour and minute hands to the correct positions.
3. The movement starts again when the winder (crown) is pushed back into its normal position against the case.



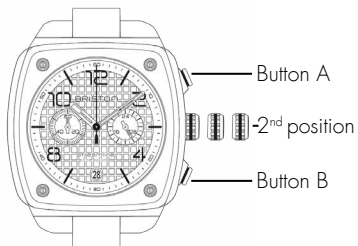
### b) Setting the date

1. Gently pull the winder out to the 1<sup>st</sup> position.
2. Turn the winder (crown) anticlockwise to set the date. If the date is set between 9 PM and 1 AM, it is possible that it will not change the next day.
3. Return the winder to its normal position against the watch case.



### c) Using the chronograph

1. Press button A to start and stop the chronograph (stop watch).
2. Press button B to re-set the chronograph (return it to its start position).



*You should also use this procedure if the chronograph hand does not return to its start position after you press button B, as well as when you replace the battery.*

#### **d) Choosing the chronograph's start position**

1. Gently pull the winder out to the 2<sup>nd</sup> position.
2. Press several times on the upper Chronograph pusher until the central hand arrive at 56 / 57 seconds
3. Press once the down Chronograph pusher to reset the minute counter hand to 0
4. Then press again on the upper Chronograph pusher in order to centralize the central Chronograph hand at 12 o'clock and push back the crown against the case.

## WARRANTY

Thanks to the BRISTON warranty, any BRISTON watch that has to be repaired due to a manufacturing fault will be repaired free of charge.

The warranty certificate must be completed, stamped and signed by the authorized BRISTON retailer.

The following damages or cases are not covered by the BRISTON warranty:

> any damage resulting from inadequate or insufficient care, an accident or normal wear and tear;

> the watch dial, strap, case, cristal, battery, strap links and any other accessory sold with the watch or contained in the packaging;

> any complaint associated with damage or injury caused directly or indirectly by wearing the BRISTON watch;

> a functional failure following the battery running out;

> loss of water resistance following exposure to water at a pressure greater than 100 meters OR loss of water resistance after using the watch or chronograph buttons under water OR damage following the use of alcohol or detergents OR significant damage or corrosion on the watch.

> any handling of the BRISTON watch by unauthorized persons (e.g. battery replacement, maintenance or repair) or if the watch is altered in its original condition beyond the control of BRISTON.

> BRISTON will send a bill for its fees to clients claiming additional services or who are unable to present a valid warranty certificate.

The information above is classed as technical information and will be subject to final approval from BRISTON. All cases not covered by the above list will be dealt with accordingly. The information contained in this document belongs to BRISTON and may not be reproduced without its authorization.

Every BRISTON timepiece comes with a 2 YEARS INTERNATIONAL WARRANTY against defects in material and workmanship. This warranty covers all parts except the battery and all above mentioned elements.

We will not be responsible for any consequential damages arising from the ownership or use of timepiece.

Should your timepiece become inoperative due to a defect in materials or workmanship, please return it to our office.

In case of substitution of your BRISTON watch, we will always try to find a similar product for your best satisfaction. BRISTON can not guarantee exact & similar patterns or colors specially with the "tortoise shell" pattern as the cellulose

acetate is handmade & unique.

Please include your watch, the completed warranty card (with stamp of the shop) together with your proof of purchase clearing stating the nature of the fault.

The limited warranty is void if the defect is discovered to be caused by abuse or tampering with the watch.

Please first contact the nearest authorized BRISTON dealer who will proceed with the return and please read or contact our customer service by e-mail: **sc@briston-watches.com**



[www.briston-watches.com](http://www.briston-watches.com)