



INSTRUCTIONS & WARRANTY

Streamliner *ADventure*

BRISTON 

INTRODUCTION

Congratulations for the acquisition of your BRISTON watch, and thank you for your confidence.

The STREAMLINER ADventure is the perfect balance between a timepiece with an accomplished design and a watch with maximum functionality thanks to these two movements.

Shock resistant & true to the cambered-barrel shape of the Streamliner product line, this ultra robust 44mm case is equipped with four pushers that add a modern and sporty look. The new Streamliner is both driven by quartz analogic movement as well as a digital movement.

Also with backlighting of the two digital screens located at 12 o'clock and 6 o'clock, the central part is provided with numbers & mentions affixed on different levels to add depth and be used to display the various functions offered by the watch. A few presses are enough on the 4 buttons located on both sides of the case to enjoy an adventurous life!

INSTRUCTIONS

The Streamliner watch must be serviced regularly in order to work correctly.

The time left between services will vary depending on the model, climate and amount of care you take of your watch. As a general rule, we recommend that you follow the steps below in order to preserve the condition of your watch as long as possible.

> Temperature: avoid temperatures exceeding 0/100°F; -20/+40°C and extreme conditions.

> Avoid prolonged exposure to sun, water and steam to prevent distortion and colour fading.

> Avoid contact with alcohol, perfume, detergents and cosmetic products to prevent corrosion.

> Pushers buttons: do not press any pushers buttons while under water to prevent water from entering the mechanism.

> The service life of our quartz battery ranges from 2 to 3 years depending on the use of the model.

For your information, the continuous use of the backlighting function strongly reduces the battery life of the quartz battery.

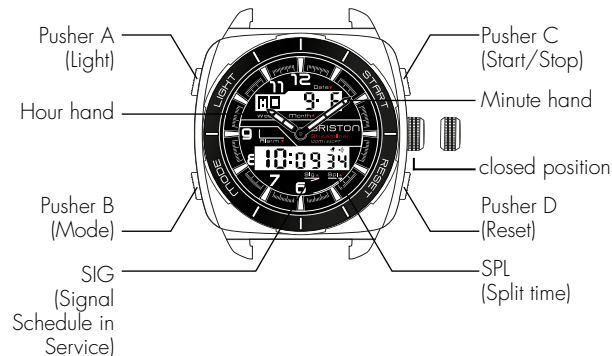
> Screwing winder: screw the winder carefully to prevent any water entering the mechanism.

> Check your model's ATM level so that you know how deep you can use it. (10 ATM = 100 meters of depth – 330 feet).

To remind, your BRISTON watch can only be used in the following conditions: washing hands & shower as well as water sport activities such as surf, swimming, sailing and others water sports.

DO NOT USE FOR DIVING ACTIVITY.

SWITCHING ON YOUR BRISTON ANALOGIC MOVEMENT



SETTING OF YOUR BRISTON WATCH - Analogic Movement

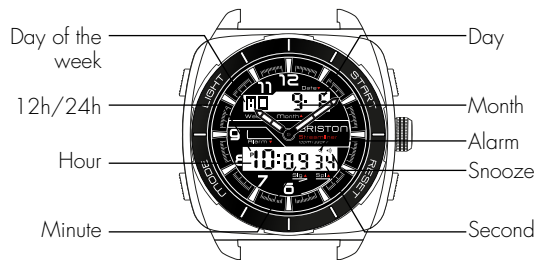


a) To set the TIME:

- Pull the crown out to position 1.
- Rotate the crown in either direction correctly set the time.
- Push the crown all the way back in.

NOTE: Analog and Digital times are set and function independently

SETTING OF YOUR BRISTON WATCH - Digital Movement



Your watch has 4 different modes:

a) Time mode

- Display of hours, minutes and seconds in 12h or 24h formats.
- Display of the month, day of the week and date.

SETTING OF YOUR BRISTON WATCH - Digital Movement



b) Chronograph Mode

- Chronograph with split seconds function until 23 hours, 59 minutes and 59.99 seconds.
- Hundredth seconds resolution.

- To use the stopwatch:
- The chronograph function measures the time intervals at 100th of a second up to 24 hours.
 - Press push-button C to start the chronograph.
 - Press button C a second time to stop the chrono then press button D to reset the counter.
 - When the chronograph has started, press push-button D to take a first measurement without stopping the stopwatch.
 - Then press push-button D for a second measurement and press button C to display this measurement.
 - Finally, press button D to reset the counter to zero.
 - When the chronometer is running, press the push-button MODE (B) to return to normal time. Attention: the stopwatch will continue to run.



SETTING OF YOUR BRISTON WATCH - Digital Movement

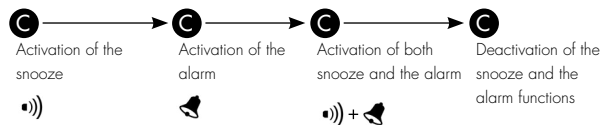


c) Alarm Mode

To set the ALARM:

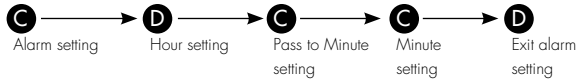
- Press button B (mode) until the terms «AL» will appear at 10 o'clock.
- You are now in alarm mode

- Press once button C to activate the snooze function (•)))
- Press button C a second time to activate the alarm (🔔) & the snooze functions (•)))
- Press button C a third time to deactivate the alarm & snooze functions of your watch.



- Alarm setting: press button D to select the hour or minute setting when you set the hours, the element will blink, press the pusher C to confirm the setting and move on to the minute setting.

Finally, when you have finished setting your alarm, a single press on the button B will suffice to return to normal time.



- Snooze alarm: When the alarm sounds, press on button C or D to stop it and press the key B to activate or deactivate the snooze function when passing hours. While the snooze function is activated, the alarm sounds five minutes later and stops automatically after 20 seconds.

- To reset the digital module to factory parameters, press and hold the ABCD buttons for 2 seconds.

SETTING OF YOUR BRISTON WATCH - Digital Movement

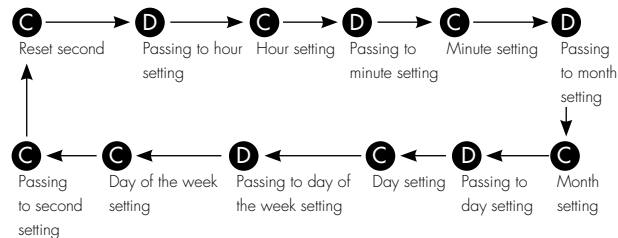


c) Time Adjustment Mode

To set the hour:

- Press button B once and the seconds blinks. Then press D to set the hours and the needed display mode (12h or 24h).
- If it is in 12h mode there will be on the right of your screen, the term «A» for AM for ante meridiem (before noon) and «PM» for post meridiem (afternoon).

- If it is in 24h mode, the letter «H» appears.
- The seconds blinks when charging, press on the push-button D to reset; press button C to select an item. In the following order: Hour → Minute → Month → Day → Day of the week → Second.
- When setting the Hours «H» corresponds to 24h format and «AM» or «PM» correspond to the 12h format.
- Press on button D when the seconds are between 30 and 59 to reset them to 00 and add 1; you then add a minute. In the range 00 to 29, the minutes remain unchanged.



WARRANTY

Thanks to the BRISTON warranty, any BRISTON watch that has to be repaired due to a manufacturing fault will be repaired free of charge.

The warranty certificate must be completed, stamped and signed by the authorized BRISTON retailer.

The following damages or cases are not covered by the BRISTON warranty:

- > any damage resulting from inadequate or insufficient care, an accident or normal wear and tear;
- > the watch dial, strap, case, glass, battery, strap links and any other accessory sold with the watch or contained in the packaging;
- > any complaint associated with damage or injury caused directly or indirectly by wearing the BRISTON watch;
- > a functional failure following the battery running out;

> loss of water resistance following exposure to water at a pressure greater than 100 meters OR loss of water resistance after using the winder under water OR damage following the use of alcohol or detergents OR significant damage or corrosion on the watch.

BRISTON will send a bill for its fees to clients claiming additional services or who are unable to present a valid warranty certificate.

The information above is classed as technical information and will be subject to final approval from BRISTON. All cases not covered by the above list will be dealt with accordingly. The information contained in this document belongs to BRISTON and may not be reproduced without its authorization.

Every BRISTON timepiece comes with a 2 YEARS INTERNATIONAL WARRANTY against defects in material and workmanship. This warranty covers all parts except the battery and all above mentioned elements.

We will not be responsible for any consequential damages arising from the ownership or use of timepiece.

Should your timepiece become inoperative due to a defect in materials or workmanship, please return it to our office.

In case of substitution of your BRISTON watch, we will always try to find a similar product for your best satisfaction.

BRISTON can not guarantee exact & similar patterns or colors specially with the "tortoise shell" pattern as the cellulose acetate is handmade & unique.

Please include your watch, the completed warranty form (with stamp of the shop) together with your proof of purchase clearing stating the nature of the fault.

The limited warranty is obsolete if the defect is discovered to be caused by abuse or tampering with the watch.

Please first **contact the nearest authorized BRISTON dealer** who will proceed with the return and please read Terms & Conditions in official website : www.briston-watches.com or contact the Customer Service by e-mail: sc@briston-watches.com

www.briston-watches.com